

FIXTURES



LINEAR HIGH BAY FIXTURE



mounting hooks
↓



- > Available in 110W, 165W, 300W, replacing up to 1000W.
- > Appealing design makes it a perfect fixture for many different applications.
- > 1-10V Dimmable.
- > Sensor ready; PIR or Microwave.
- > Multiple mounting options; surface mount or pendant mount.
- > Mounting chains and v-hooks included.



120/277V
ALSO WORKS ON 208V & 240V



1-10V DIM



CRI



BEAM ANGLE

-4°F to 122°F
OPERATING TEMP

L70
50,000hrs RATED LIFE

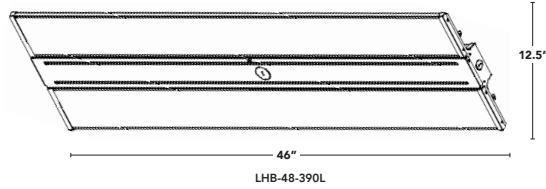
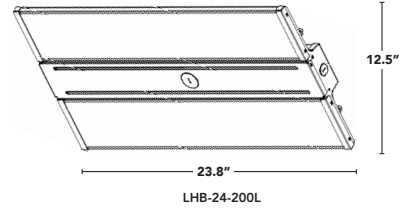
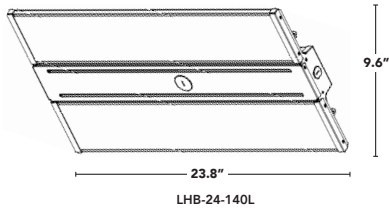
6kA
SURGE PROTECTION

PART #	UPC	REPLACES	WATTAGE	LUMENS	COLOR (K)	DIMENSIONS	DLC CODE
RP-LHB-24-140L-850-G2	844006056469	250W	110W	14000	5000K	9.6 X 23.8 X 2.0 in.	PUR9BRHK
RP-LHB-24-200L-850-G2	844006056476	400W	165W	20000	5000K	12.6 X 23.8 X 2.0 in.	PGCY22LM
RP-LHB-48-390L-850-G2	844006056506	1000W	300W	40000	5000K	12.6 X 46.0 X 2.0 in.	PSHTW2Y3





LINEAR HIGH BAY FIXTURE



ACCESSORIES

PART #	DESCRIPTION
RP-LHB-SURFMT	SURFACE MOUNT BRACKET
RP-LHB-PENDANT	PENDANT MOUNT KIT
RP-LHB-PIRSENSOR	PIR SENSOR (EXTERNAL)
RP-LHB-MWSENSOR	MICROWAVE SENSOR (EXTERNAL)
RP-LHB-BBU24W	BATTERY BACKUP 24W
RP-LHB-WIREGUARD-200L	WIRE GUARD FOR 200L
RP-LHB-WIREGUARD-390L	WIRE GUARD FOR 390L
SPD-277P-10KA-EC1	EXTERNAL 10KA SURGE ARRESTOR